

# ክልል በኮሎምቢያ ዲስትሪክት

በIZIS ሰነድ ማስገባት/አስተያየት መስጠት



# እንኳን ወደ IZIS መጡ!



The Interactive Zoning Information System



የInteractive Zoning Information System (IZIS) በድህረ ገጽ ላይ የተመሠረተ የክልል ኮሚሽን (Zoning Commission (ZC) እና የክልል ተቆጣጣሪ ቦርድ (Board of Zoning Adjustment (BZA) ጉዳዮችን በአንላይን ማስገባት፣ ማካሄድ እና ማስተዳደር የሚያስችል ዘዴ ነው። ይህ ጅምር የ IZIS አሰራር ሲሆን፣ ሁሉም ዓይነት ጉዳዮች ይህንን የአንላይን ዘዴ በመጠቀም ማስገባት አይቻልም።



# IZIS ውስጥ መግባት

IZIS ውስጥ ለመግባት፣ በCOZ ድህረ ገጽ ዋናው ገጽ

በ[www.dcoz.dc.gov](http://www.dcoz.dc.gov) ይግቡ።

አካውንት ለመፍጠርና አዲስ ጉዳይ ለማስገባት ከፈለጉ ወይም የተጀመረ ጉዳይ ላይ ሰነድ መስደድ ከፈለጉ ከጎን የሚገኘው ባር **“File and Manage Cases Online”** የሚለውን ይጫኑ።

የተጀመረ ጉዳይ ላይ መረጃ ማግኘት ከሆነ የሚፈልጉት ከጎን የሚገኘውን **“Zoning Case Search”** ይጫኑ።

The screenshot shows the DC Office of Zoning website. At the top, there is a navigation menu with links for 311 Online, District Residents, Businesses, Visitors, Online Services, and Agency Directory. Below this is the DC.gov logo and the Office of Zoning name. A search bar is located in the top right corner. A main banner features the text 'Z R R' and 'Zoning Regulations Review' with a 'Record Open Until September 15, 2014' notice. Below the banner is a 'Featured Services' section with icons for 'File and Manage Cases Online', 'Live Webcast', 'Zoning Regulations', 'Case Records', 'Search Orders', and 'Zoning Map'. At the bottom, there is a 'Featured Content' section with three image thumbnails. A red arrow points from the text 'File and Manage Cases Online' to the corresponding icon in the 'Featured Services' section. A green arrow points from the text 'Zoning Case Search' to the 'Case Records' icon.

# አካውንት መፍጠር

IZIS ውስጥ ለመመዘገብ መጀመሪያ  
አካውንት መፍጠር አለብዎት።  
እስካሁን አድርገው ካልሆነ፣  
አካውንት ስለመፍጠር ሰፊ ያለ  
መረጃ ለማግኘት የIZIS አካውንት  
አያያዝ (Account  
Management ) ማስተማሪያውን  
ይመልከቱ።

The screenshot shows the IZIS (Interactive Zoning Information System) website. At the top, there is a header with the IZIS logo and the text "The Interactive Zoning Information System". Below the header, there is a "WELCOME TO THE INTERACTIVE ZONING INFORMATION SYSTEM" section. To the right, there is a "LOGIN" section with a form for entering an email address and a password. Below the login form, there are two links: "Click here to reset your password" and "Create an IZIS account". A red arrow points to the "Create an IZIS account" link. At the bottom of the page, there is a footer with a note about PDF documents and a link to download a PDF reader.



# IZIS ውስጥ ለመግባት

ኢሜልዎን እና የመግቢያ ኮዱን አስመዝግቦ ወይም ከሆነ፣ IZIS ውስጥ ይግቡ።

**IZIS**  
The Interactive Zoning Information System

**WELCOME TO THE INTERACTIVE ZONING INFORMATION SYSTEM**

The Interactive Zoning Information System (IZIS) is a web-based system that allows online case filing, processing, and management of Zoning Commission (ZC) and Board of Zoning Adjustment (BZA) cases. This is the initial implementation of IZIS, so not all case types can be filed using this online system. Please follow the links below to find out which case types can be filed using this system.

**INITIATING, MANAGING, OR PARTICIPATING IN A CASE**

This is a simplified process for initiating a case before either the ZC or the BZA, managing your existing case, or participating in an existing case that you did not file.

For the initial implementation of IZIS, certain case types that come before the ZC or the BZA must be filed electronically. Therefore, you will be prompted to log into the secure section of IZIS in order to proceed. Other types of relief, which eventually will be handled electronically, must be sought by visiting the Office of Zoning (DCOZ) in person. For those cases, you will find an expandable list of relevant forms with associated explanations in the links below.

[Initiating / Managing a Zoning Commission \(ZC\) Case](#)

[Initiating / Managing a Board of Zoning Adjustment \(BZA\) Case](#)

[Participating in an Existing \(ZC or BZA\) Case](#)

[IZIS Help](#)

**LOGIN**

If you already have an account please log in below or click on "Create an IZIS account" below to register.

E-Mail:

Password:

[Submit](#)

[Click here to reset your password.](#)

[Create an IZIS account](#)

\* These documents are presented in Portable Document Format (PDF). A PDF reader is required for viewing. In order to save the form along with the content you typed in, you need to have the full version of Adobe PDF. [Download a PDF Reader](#) or [Learn More About PDFs](#)



# በIZIS ሰነድ ማሰገባት

ሲመዘገቡ፣ አፕሊኬሽኑ ወደ ዳቨንቶር ደረጃ ይወስድዎታል። ስለ ጉዳዩ በመደገፍ ወይም በመቃወም ደብዳቤ ለማሰገባት፣ **“File Documents in an Existing Case”** የሚለውን ይጫኑ ወይም **“Submit Comments in a Case”** የሚለውን ይጫኑ። የPDF ሰነድ አፕሎድ ማድረግ መፍጠር ካልቻሉ፣ **“Submit Comments in a Case”** ይጫኑ።



The District of Columbia Office of Zoning (DCOZ) welcomes you to IZIS, an electronic case filing / management system that allows users to file Zoning Commission (ZC) and Board of Zoning Adjustment (BZA) cases, file documents in existing cases, and access the case status.

- File New Case
- File Request for Party Status / Intervenor Status
- File Documents in an Existing Case
- File Agency Report
- File ANC Report
- File NCPC Report
- Submit Comments in a Case
- Add Favorite cases



# በIZIS ሰነድ ማሰገባት

**“File Documents in an Existing Case”** የሚለውን ሊንክ ከመረጡ፣ የጉዳይ ቁጥር እንዲፈልጉ ይጠይቅዎታል።



የጉዳይ ቁጥሩን ይጻፉና **“Go”** የሚለውን ይጫኑ።



# በIZIS ሰነድ ማሰገባት

ፍለጋው ወደሚመለከተው ቱዳይ ይመለሳል። “Case Number” እና “Applicant/Case Name” ከሚለው ቀጥሎ ያለውን **“Select Case”** የሚለውን ይጫኑ።

The screenshot shows the IZIS (Interactive Zoning Information System) web application. At the top, there is a navigation bar with the IZIS logo and the text "The Interactive Zoning Information System". Below this, there is a secondary navigation bar with icons and labels for "Dashboard", "Zoning Case Search", "DCOZ Forms", "Feedback", "Help", "Edit Profile", and "Log Out".

The main content area is titled "File Documents in an Existing Case". Below this title, there is a message: "To file a document in an existing case, it is necessary to search IZIS to find the case. To find the case, please enter the case number below." Below the message, there is a search form with a text input field containing "18615" and a "GO" button.

Below the search form, there is a section titled "SEARCH RESULTS". This section contains a table with the following data:

Case Number	Applicant/Case Name	Action
18615	Appeal of Advisory Neighborhood Commission 3/4G	Select Case

At the bottom of the search results section, there is a status bar that says "Showing 1 to 1 of 1 Results" and "Previous Next" navigation links.





# በIZIS ሰነድ ማሰገባት

ሰነድዎን አፕሎድ ወደሚያደርጉበት ገጽ ይመራሉ። እባክዎ የሚከተሉትን ያስታውሱ፦

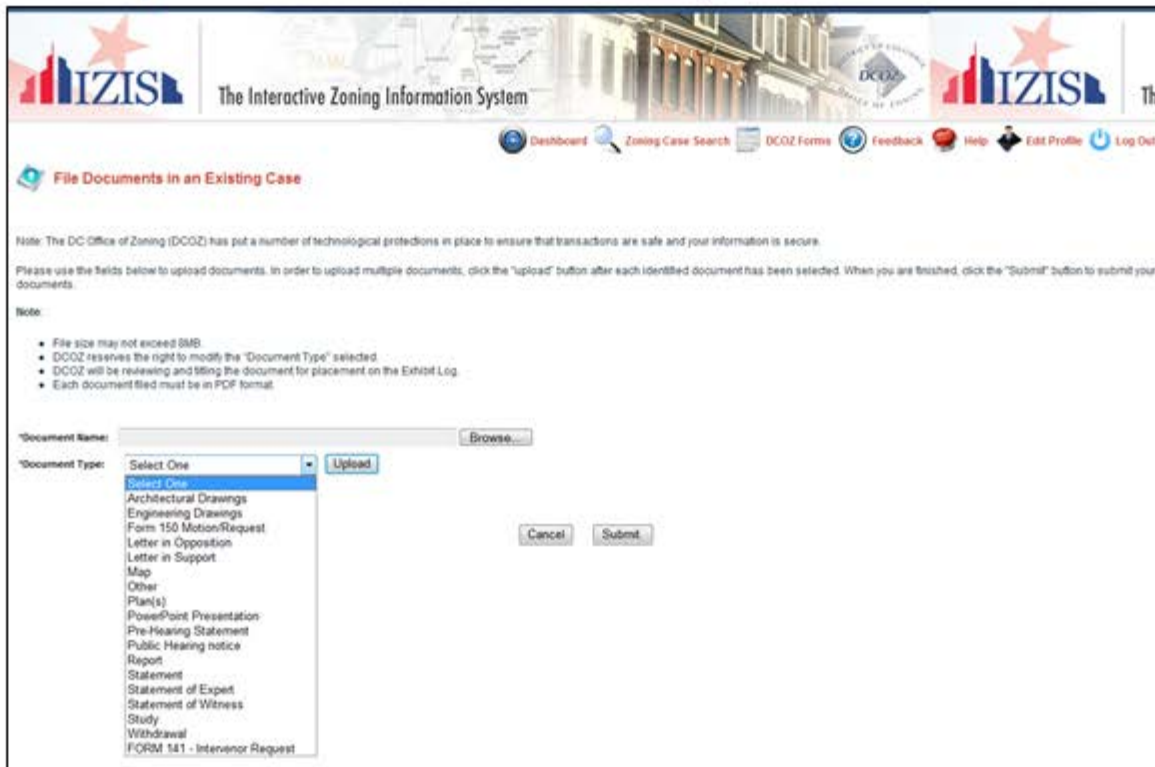
- የሰነድ ልክ ከ5 MB መብለጥ የለበትም።
- DCOZ የተመረጠውን “የሰነድ ዓይነት፡” “**Document Type**” ለመለወጥ መብት አለው።
- DCOZ ሰነዱን በ Exhibit Log ላይ ለማስቀመጥ ይገመገማል/አርዕስት ይሰጣል።
- የሚገባው እያንዳንዱ ሰነድ በPDF ፎርማት መሆን አለበት።

The screenshot shows the IZIS (Interactive Zoning Information System) web application. At the top, there is a navigation bar with the IZIS logo and the text "The Interactive Zoning Information System". Below the navigation bar, there are several menu items: Dashboard, Zoning Case Search, DCOZ Forms, Feedback, Help, Edit Profile, and Log Out. The main content area is titled "File Documents in an Existing Case". Below this title, there is a note from the DC Office of Zoning (DCOZ) regarding technological protections. The main form area contains a "Document Name" field with a "Browse" button, a "Document Type" dropdown menu with "Select One" selected, and an "Upload" button. At the bottom of the form, there are "Cancel" and "Submit" buttons.



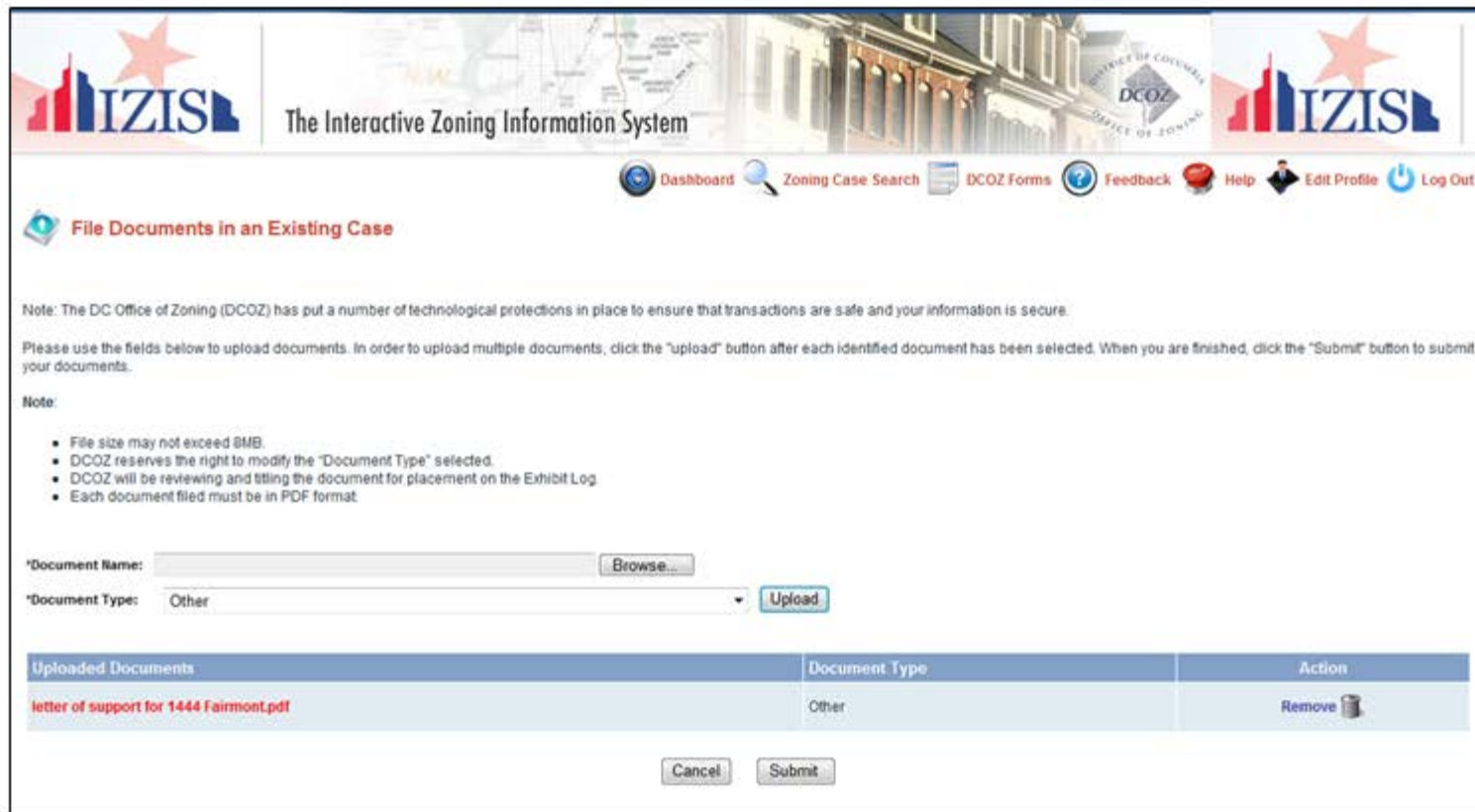
# በIZIS ሰነድ ማስገባት

በጉዳዩ ማስገባት የሚፈልጉትን ሰነድ ለማግኘት “Browse...” የሚለውን ይጫኑ፤ ቀጥሎም “Document Type” ከሚለው ቀጥሎ ወደታች የሚያመለክተውን ምልክት በመጠቀም ተገቢውን ሰነድ “Upload” የሚለውን በመጫን ይምረጡ።.



# በIZIS ሰነድ ማስገባት

ሰነዱን አጥሎድ ካደረጉ በኋላ “Submit” የሚለውን ይጫኑ።




The screenshot shows the IZIS (Interactive Zoning Information System) web application. The header includes the IZIS logo, the title "The Interactive Zoning Information System", and the DCOZ (District of Columbia Office of Zoning) logo. A navigation bar contains links for Dashboard, Zoning Case Search, DCOZ Forms, Feedback, Help, Edit Profile, and Log Out.

The main content area is titled "File Documents in an Existing Case". It includes a note about security and instructions for uploading documents. A "Note" section lists requirements: file size must not exceed 8MB, DCOZ reserves the right to modify the document type, DCOZ will review and title the document, and documents must be in PDF format.

The upload form consists of a "Document Name" field with a "Browse..." button, a "Document Type" dropdown menu currently set to "Other", and an "Upload" button.

Below the form is a table titled "Uploaded Documents" with the following content:

Uploaded Documents	Document Type	Action
letter of support for 1444 Fairmont.pdf	Other	Remove 

At the bottom of the form are "Cancel" and "Submit" buttons.



# በZRR ጉዳይ አስተያየት ማስገባት

“Submit Comments in a Case” የሚለውን ሊንክ ከተጫኑ፣ የጉዳይ ቁጥር እንዲፈልጉ ይጠየቃሉ።



የጉዳይ ቁጥትን ይጻፉና “Go” የሚለውን ይጫኑ።



# በZRR ጉዳይ አስተያየት ማስገባት

ፍለጋው በIZIS ላይ አስተያየትዎን በቀጥታ ወደሚጽፉበት ገጽ ይመለሳል። ሥርዓቱ አስተያየትዎን ወደ PDF ለውጦ የጉዳይ መዝገብ ውስጥ ይጨምረዋል።

The screenshot shows the IZIS web application interface. At the top, there is a header with the IZIS logo and the text "The Interactive Zoning Information System". Below the header is a navigation bar with several icons and labels: "Dashboard", "Zoning Case Search", "DCOZ Forms", "Feedback", "Help", "Edit Profile", and "Log Out".

Below the navigation bar, there is a note: "Note: The DC Office of Zoning (DCOZ) has put a number of technological protections in place to ensure that transactions are safe and your information is secure." This is followed by instructions: "Please use the fields below to upload documents. In order to upload multiple documents, click the 'upload' button after each identified document has been selected. When you are finished, click the 'Submit' button to submit your documents."

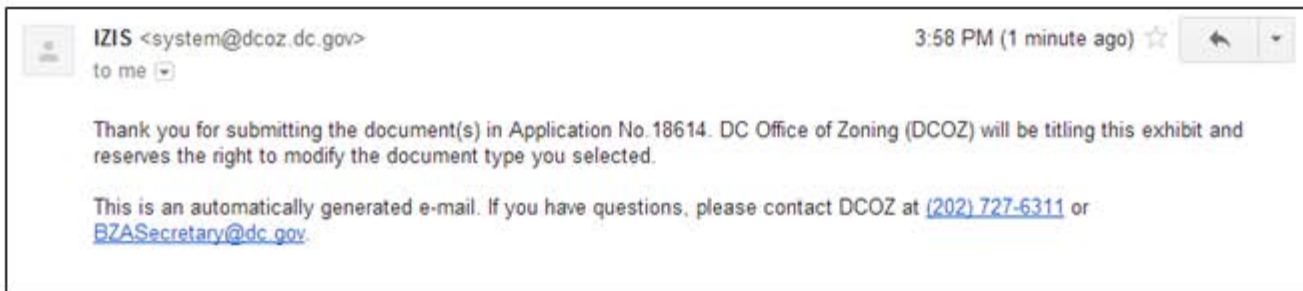
Another note states: "Note: DCOZ reserves the right to modify the 'Document Type' selected. DCOZ will be reviewing and titling the document for placement on the Exhibit Log." The case number "Case Number 09-06A" is displayed in red text.

Below the notes, there is a section for entering comments, labeled "Enter your comments here:". It includes a "Name" input field and a rich text editor with various formatting options (bold, italic, bulleted list, numbered list, link, unlink, undo, redo, help).



# በIZIS ውስጥ ሰነድ ማሰገባት

አንዴ ሰነዱን(ዶቹን) ከላኩ በኋላ፣ ከታች የተመለከተውን የሚመስል የማረጋገጫ ገጽ ያያሉ፣ እና የማረጋገጫ ኢሜል በኢሜል አድራሻዎ ይላክልዎታል።



# ለበለጠ መረጃ



[www.dcoz.dc.gov](http://www.dcoz.dc.gov)



[dcoz@dc.gov](mailto:dcoz@dc.gov)



(202) 727-6311



441 4<sup>th</sup> Street, NW, Suite 200-S, WDC, 20001



Judiciary Square Metro



**Find us on Facebook!**

