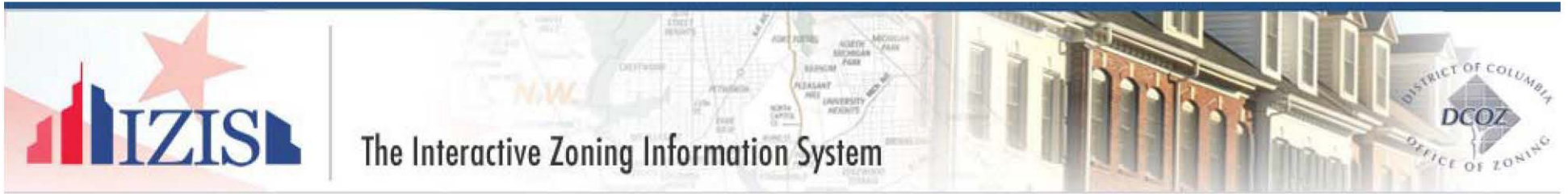

Le zonage dans le District de Columbia

Soumettre un document/commentaire dans
IZIS



Bienvenue à IZIS !



Le **système informatique interactif de zonage (Interactive Zoning Information System, IZIS)** est un système en ligne qui permet le dépôt, le traitement et la gestion des dossiers de la Commission de zonage (*Zoning Commission, ZC*) et du Conseil d'ajustement du zonage (*Board of Zoning Adjustment, BZA*). Comme le déploiement d'IZIS commence tout juste, tous les types de dossiers ne peuvent pas être traités sur ce système en ligne.



Accéder à IZIS

Pour accéder à IZIS, allez sur la page d'accueil du site DCOZ à www.dcoz.dc.gov. Cliquez sur **File and Manage Cases Online** (Dépôt et gestion de dossiers en ligne) dans la barre latérale pour créer un compte et déposer un nouveau dossier ou pour soumettre un document dans un dossier en instance.

Si vous voulez des informations sur un dossier en instance, cliquez sur **Zoning Case Search** (Recherche de dossiers de zonage) dans la barre latérale.

The screenshot shows the DCOZ website homepage. At the top, there is a navigation bar with links for 311 Online, District Residents, Businesses, Visitors, Online Services, and Agency Directory. Below this is the DC.gov logo and a search bar labeled 'Search DCOZ Site'. The main header reads 'Office of Zoning' and includes a secondary navigation bar with links for DCOZ Home, Online Services, ZC, BZA, ZRR, Resources, Search, and About DCOZ. The main content area features a large banner for 'ZRR Zoning Regulations Review' with the text 'Record Open Until September 15, 2014'. To the right of the banner is a 'Zoning Regulations Review' sidebar with a 'Learn More' button and a progress indicator showing steps 1 through 5. Below the banner is a 'Featured Services' section with six icons: 'File and Manage Cases Online' (with a red arrow pointing to it), 'Live Webcast', 'Zoning Regulations', 'Case Records', 'Search Orders', and 'Zoning Map'. At the bottom is a 'Featured Content' section with three image thumbnails, including one with 'ZRR' text. A green arrow points to the 'Zoning Case Search' link in the secondary navigation bar.

Créer un compte

Pour vous connecter à IZIS vous devez d'abord créer un compte. Visionnez le tutoriel **IZIS Account Management (Gestion de compte IZIS)** pour des détails sur comment créer un compte.

WELCOME TO THE INTERACTIVE ZONING INFORMATION SYSTEM

The Interactive Zoning Information System (IZIS) is a web-based system that allows online case filing, processing, and management of Zoning Commission (ZC) and Board of Zoning Adjustment (BZA) cases. This is the initial implementation of IZIS, so not all case types can be filed using this online system. Please follow the links below to find out which case types can be filed using this system.

INITIATING, MANAGING, OR PARTICIPATING IN A CASE

This is a simplified process for initiating a case before either the ZC or the BZA, managing your existing case, or participating in an existing case that you did not file.

For the initial implementation of IZIS, certain case types that come before the ZC or the BZA must be filed electronically. Therefore, you will be prompted to log into the secure section of IZIS in order to proceed. Other types of relief, which eventually will be handled electronically, must be sought by visiting the Office of Zoning (DCOZ) in person. For those cases, you will find an expandable list of relevant forms with associated explanations in the links below.

[Initiating / Managing a Zoning Commission \(ZC\) Case](#)

[Initiating / Managing a Board of Zoning Adjustment \(BZA\) Case](#)

[Participating in an Existing \(ZC or BZA\) Case](#)

LOGIN

If you already have an account please log in below or click on "Create an IZIS account" below to register.

E-Mail:

Password:

[Click here to reset your password.](#)

[Create an IZIS account](#)

* These documents are presented in Portable Document Format (PDF). A PDF reader is required for viewing. In order to save the form along with the content you typed in, you need to have the full version of Adobe PDF. [Download a PDF Reader or Learn More About PDFs](#)



Se connecter à IZIS

Si vous avez déjà enregistré votre adresse email et votre mot de passe, connectez-vous à IZIS.

IZIS The Interactive Zoning Information System

WELCOME TO THE INTERACTIVE ZONING INFORMATION SYSTEM

The Interactive Zoning Information System (IZIS) is a web-based system that allows online case filing, processing, and management of Zoning Commission (ZC) and Board of Zoning Adjustment (BZA) cases. This is the initial implementation of IZIS, so not all case types can be filed using this online system. Please follow the links below to find out which case types can be filed using this system.

INITIATING, MANAGING, OR PARTICIPATING IN A CASE

This is a simplified process for initiating a case before either the ZC or the BZA, managing your existing case, or participating in an existing case that you did not file.

For the initial implementation of IZIS, certain case types that come before the ZC or the BZA must be filed electronically. Therefore, you will be prompted to log into the secure section of IZIS in order to proceed. Other types of relief, which eventually will be handled electronically, must be sought by visiting the Office of Zoning (DCOZ) in person. For those cases, you will find an expandable list of relevant forms with associated explanations in the links below.

LOGIN

If you already have an account please log in below or click on "Create an IZIS account" below to register.

E-Mail:

Password:

Submit

[Click here to reset your password.](#)

[Create an IZIS account](#)

IZIS Help

Initiating / Managing a Zoning Commission (ZC) Case

Initiating / Managing a Board of Zoning Adjustment (BZA) Case

Participating in an Existing (ZC or BZA) Case

* These documents are presented in Portable Document Format (PDF). A PDF reader is required for viewing. In order to save the form along with the content you typed in, you need to have the full version of Adobe PDF. [Download a PDF Reader](#) or [Learn More About PDFs](#)



Soumettre un document dans IZIS

Lorsque vous vous connectez, vous verrez la page d'accueil. Cliquez sur l'icône de **File Documents in an Existing Case** (**Soumettre documents pour dossier en instance**, ou **Submit Comments in a Case** (**Soumettre commentaires pour un dossier**). Choisissez **Submit Comments in a Case** (**Soumettre commentaires pour un dossier**) si vous ne pouvez pas créer un PDF à télécharger.

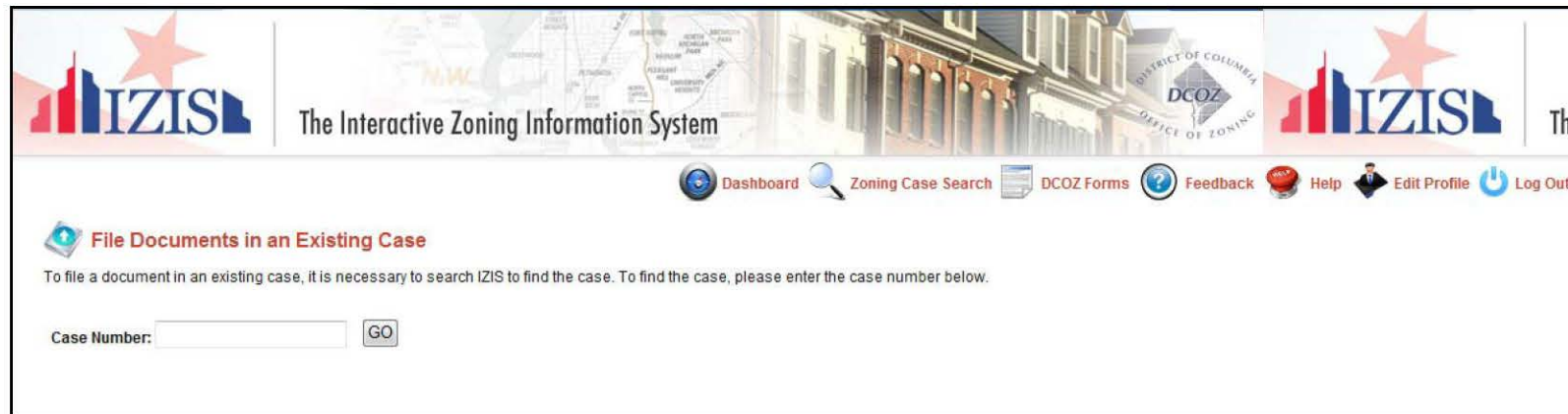


The District of Columbia Office of Zoning (DCOZ) welcomes you to IZIS, an electronic case filing / management system that allows users to file Zoning Commission (ZC) and Board of Zoning Adjustment (BZA) cases, file documents in existing cases, and access the case status.



Soumettre un document dans IZIS

Si vous choisissez lien **File Documents in an Existing Case** (**Soumettre documents pour dossier en instance**, vous serez renvoyé à une recherche de numéro de dossier.



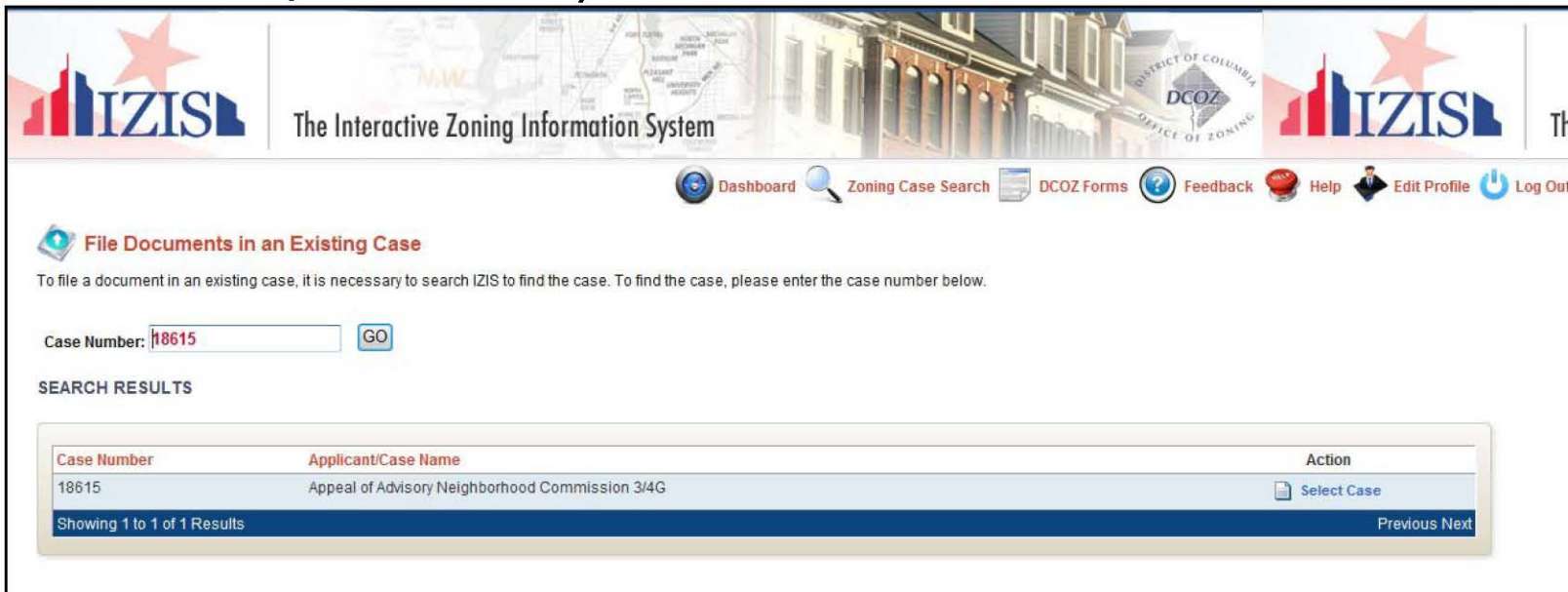
The screenshot shows the IZIS (Interactive Zoning Information System) web application interface. The header includes the IZIS logo, a map of the District of Columbia, and the DCOZ (District of Columbia Office of Zoning) logo. The main navigation bar contains links for Dashboard, Zoning Case Search, DCOZ Forms, Feedback, Help, Edit Profile, and Log Out. The main content area is titled "File Documents in an Existing Case" and contains the following text: "To file a document in an existing case, it is necessary to search IZIS to find the case. To find the case, please enter the case number below." Below this text is a form with a text input field labeled "Case Number:" and a "GO" button.

Tapez le numéro du dossier et cliquez sur **Go**.



Soumettre un document dans IZIS

La recherche vous amènera au dossier pertinent. Cliquez sur **Select Case (Sélectionner ce dossier)** à côté de Case Number (Numéro de dossier) et Applicant/Case Name (Nom du demandeur/du dossier).



The screenshot displays the IZIS (Interactive Zoning Information System) web application. The header includes the IZIS logo, a map of the District of Columbia, and the DCOZ (District of Columbia Office of Zoning) logo. The main navigation bar contains links for Dashboard, Zoning Case Search, DCOZ Forms, Feedback, Help, Edit Profile, and Log Out. The current page is titled "File Documents in an Existing Case" and provides instructions on how to search for a case. A search form is present with the Case Number field containing "18615" and a "GO" button. Below the search form, the "SEARCH RESULTS" section shows a single result in a table:

Case Number	Applicant/Case Name	Action
18615	Appeal of Advisory Neighborhood Commission 3/4G	Select Case

At the bottom of the search results, it indicates "Showing 1 to 1 of 1 Results" and provides "Previous" and "Next" navigation options.

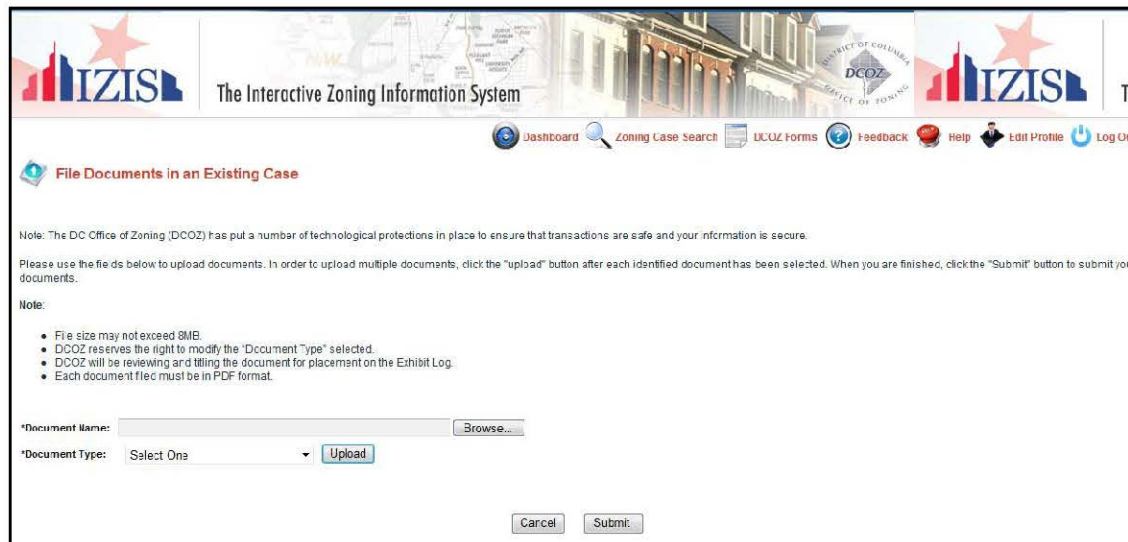


Soumettre un document dans IZIS

Vous serez amené à une page où vous pouvez télécharger votre document.

Veillez noter que :

- La taille du document ne peut pas dépasser 5 MB.
- DCOZ se réserve le droit de modifier le **Document Type (Type de document)** sélectionné.
- DCOZ examinera/donnera un titre au document et le placera sur la liste des pièces.
- Chaque document doit être soumis sous forme de PDF.



The screenshot shows the IZIS (Interactive Zoning Information System) web application interface. The header includes the IZIS logo and the text "The Interactive Zoning Information System". Below the header, there is a navigation menu with links for Dashboard, Zoning Case Search, DCOZ Forms, Feedback, Help, Edit Profile, and Log Out. The main content area is titled "File Documents in an Existing Case". It contains a note from the DC Office of Zoning (DCOZ) regarding security and document upload instructions. The instructions state that users should use the fields below to upload documents, click the "upload" button after each document is selected, and click the "Submit" button to submit the documents. A "Note" section lists the following requirements: file size may not exceed 5MB, DCOZ reserves the right to modify the "Document Type" selected, DCOZ will be reviewing and titling the document for placement on the Exhibit Log, and each document file must be in PDF format. The form includes a "Document Name" field with a "Browse..." button, a "Document Type" dropdown menu with "Select One" as the current selection and an "Upload" button, and "Cancel" and "Submit" buttons at the bottom.



Soumettre un document dans IZIS

Cliquez sur **Browse... (Parcourir...)** pour trouver le document que vous voulez soumettre pour ce dossier, puis sélectionnez la flèche vers le bas à côté de **Document Type (Type de document)** et choisissez le sous-titre approprié puis cliquez sur **Upload (Télécharger)**.

The screenshot displays the IZIS (Interactive Zoning Information System) web interface. At the top, there is a navigation bar with the IZIS logo and the text "The Interactive Zoning Information System". Below this, there are several menu items: Dashboard, Zoning Case Search, DCOZ Forms, Feedback, Help, Edit Profile, and Log Out. The main content area is titled "File Documents in an Existing Case". A note states: "Note: The DC Office of Zoning (DCOZ) has put a number of technical protections in place to ensure that transactions are safe and your information is secure." Below the note, there is a paragraph: "Please use the fields below to upload documents. In order to upload multiple documents, click the 'upload' button after each identified document has been selected. When you are finished, click the 'Submit' button to submit your documents." A "Note:" section lists the following requirements: "• File size may not exceed 8MB", "• DCOZ reserves the right to modify the 'Document Type' selected", "• DCOZ will be reviewing and titling the document for placement on the Exhibit Log.", and "• Each document filed must be in PDF format". The form fields include: "Document Name:" with a "Browse..." button; "Document Type:" with a dropdown menu showing a list of options: "Select One", "Select One", "Architectural Drawings", "Engineering Drawings", "Form 150 Motion/Request", "Letter in Opposition", "Letter in Support", "Map", "Other", "Plan(s)", "PowerPoint Presentation", "Pre-Hearing Statement", "Public Hearing notice", "Report", "Statement", "Statement of Expert", "Statement of Witness", "Study", "Withdrawal", and "FORM 141 - Intervenor Request". There is an "Upload" button next to the dropdown menu. At the bottom of the form, there are "Cancel" and "Submit" buttons.



Soumettre un document dans IZIS

Après avoir téléchargé le document, cliquez sur **Submit (Soumettre)**.

The screenshot shows the IZIS (The Interactive Zoning Information System) web application interface. At the top, there is a navigation bar with the IZIS logo on the left and the DCOZ (District of Columbia Office of Zoning) logo on the right. Below the navigation bar, there is a menu with icons for Dashboard, Zoning Case Search, DCOZ Forms, Feedback, Help, Edit Profile, and Log Out. The main content area is titled "File Documents in an Existing Case". Below this title, there is a note from the DC Office of Zoning (DCOZ) stating that technological protections are in place to ensure transactions are safe and information is secure. The user is instructed to use the fields below to upload documents. A "Note" section lists the following requirements: file size may not exceed 8MB, DCOZ reserves the right to modify the "Document Type" selected, DCOZ will be reviewing and titling the document for placement on the Exhibit Log, and each document filed must be in PDF format. Below the note, there are two input fields: "Document Name" with a "Browse..." button, and "Document Type" with a dropdown menu set to "Other" and an "Upload" button. At the bottom, there is a table titled "Uploaded Documents" with columns for "Document Name", "Document Type", and "Action". The table contains one row with the document name "letter of support for 1444 Fairmont.pdf", a document type of "Other", and an "Action" of "Remove" with a trash icon. Below the table, there are "Cancel" and "Submit" buttons.

File Documents in an Existing Case

Note: The DC Office of Zoning (DCOZ) has put a number of technological protections in place to ensure that transactions are safe and your information is secure.

Please use the fields below to upload documents. In order to upload multiple documents, click the "upload" button after each identified document has been selected. When you are finished, click the "Submit" button to submit your documents.

Note:

- File size may not exceed 8MB.
- DCOZ reserves the right to modify the "Document Type" selected.
- DCOZ will be reviewing and titling the document for placement on the Exhibit Log.
- Each document filed must be in PDF format.

*Document Name: Browse...

*Document Type: Other

Uploaded Documents	Document Type	Action
letter of support for 1444 Fairmont.pdf	Other	Remove



Soumettre un document dans le dossier ZRR

Si vous choisissez le lien **Submit Comments in a Case (Soumettre commentaires pour un dossier)**, vous serez renvoyé à une recherche de numéro de dossier.



The screenshot shows the IZIS (The Interactive Zoning Information System) web application. The header includes the IZIS logo on the left and the DCOZ (District of Columbia Office of Zoning) logo on the right. Below the header is a navigation menu with icons and labels for Dashboard, Zoning Case Search, DCOZ Forms, Feedback, Help, Edit Profile, and Log Out. The main content area is titled "Submit Comments in a Case" and contains the following text: "To file a document in an existing case, it is necessary to search IZIS to find the case. To find the case, please enter the case number below." Below this text is a search form with a text input field containing "08-06A", a clear button (x), and a "GO" button.

Tapez le numéro de dossier et cliquez sur **Go**.



Soumettre un document dans le dossier ZRR

La recherche vous amènera à une page où vous pouvez taper directement vos commentaires dans IZIS. Le système créera un PDF avec vos commentaires et l'ajoutera au dossier.

IZIS The Interactive Zoning Information System **IZIS** The

Dashboard Zoning Case Search DCOZ Forms Feedback Help Edit Profile Log Out

Note: The DC Office of Zoning (DCOZ) has put a number of technological protections in place to ensure that transactions are safe and your information is secure.

Please use the fields below to upload documents. In order to upload multiple documents, click the "upload" button after each identified document has been selected. When you are finished, click the "Submit" button to submit your documents.

Note:

- DCOZ reserves the right to modify the "Document Type" selected.
- DCOZ will be reviewing and titling the document for placement on the Exhibit Log.

Case Number:08-06A

Enter your comments here:

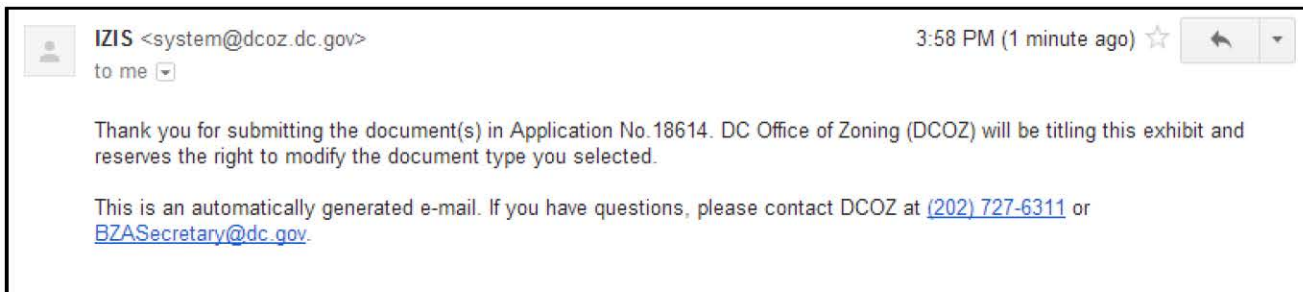
Name *

B I



Soumettre un document dans IZIS

Une fois le ou les document(s) ou commentaires soumis, une page de confirmation s'affichera et un accusé de réception vous sera envoyé par email.



Pour de plus amples informations



www.dcoz.dc.gov



dcoz@dc.gov



(202) 727-6311



441 4th Street, NW, Suite 200-S, WDC, 20001



Judiciary Square Metro



Trouvez-nous sur Facebook !

