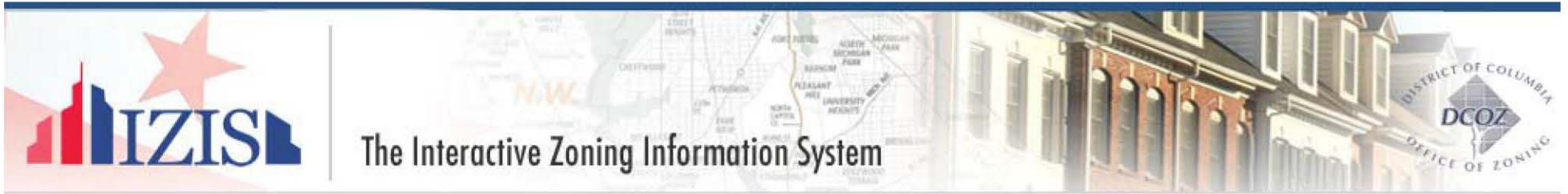

Le zonage dans le District de Columbia

Soumettre un document/commentaire pour
l'examen de zonage (Zoning Regulations
Review, ZRR)

Dossier Commission de zonage No. 08-06A



Bienvenue à IZIS !



Le **système informatique interactif de zonage (Interactive Zoning Information System, IZIS)** est un système en ligne qui permet le dépôt, le traitement et la gestion des dossiers de la Commission de zonage (*Zoning Commission, ZC*) et du Conseil d'ajustement du zonage (*Board of Zoning Adjustment, BZA*). Comme le déploiement d'IZIS commence tout juste, tous les types de dossiers ne peuvent pas être traités sur ce système en ligne.



Accéder à IZIS

Pour accéder à IZIS, allez sur la page d'accueil du site DCOZ à www.dcoz.dc.gov. Cliquez sur **File and Manage Cases Online** (Dépôt et gestion de dossiers en ligne) dans la barre latérale pour créer un compte et déposer un nouveau dossier ou pour soumettre un document dans le dossier ZC No. 08-06A.

Si vous voulez des informations sur le dossier ZC Case No. 08-06A, cliquez sur **Zoning Case Search** (Recherche de dossiers de zonage) dans la barre latérale.

The screenshot shows the DCOZ website homepage. At the top, there is a navigation bar with links for '311 Online', 'District Residents', 'Businesses', 'Visitors', 'Online Services', and 'Agency Directory'. Below this is the 'DC .gov' logo and a search bar labeled 'Search DCOZ Site'. The main header reads 'Office of Zoning' and includes a secondary navigation bar with 'DCOZ Home', 'Online Services', 'ZC', 'BZA', 'ZRR', 'Resources', 'Search', and 'About DCOZ'. The main content area features a large banner for 'ZRR' (Zoning Regulations Review) with the text 'How do I submit my testimony for the Zoning Regulations Review Case No. 08-06A?' and a 'SUBMIT' button. Below the banner is a 'Featured Services' section with six icons: 'File and Manage Cases Online', 'Live Webcast', 'Zoning Regulations', 'Case Records', 'Search Orders', and 'Zoning Map'. At the bottom, there is a 'Featured Content' section with three thumbnails, including one for 'ZRR View proposed text'. A red arrow points from the text 'File and Manage Cases Online' to the corresponding icon in the 'Featured Services' section. A green arrow points from the text 'Zoning Case Search' to the 'Search Orders' icon in the same section.



Créer un compte

Pour vous connecter à IZIS vous devez d'abord créer un compte. Visionnez le tutoriel **IZIS Account Management (Gestion de compte IZIS)** pour des détails sur comment créer un compte.

IZIS The Interactive Zoning Information System

WELCOME TO THE INTERACTIVE ZONING INFORMATION SYSTEM

The Interactive Zoning Information System (IZIS) is a web-based system that allows online case filing, processing, and management of Zoning Commission (ZC) and Board of Zoning Adjustment (BZA) cases. This is the initial implementation of IZIS, so not all case types can be filed using this online system. Please follow the links below to find out which case types can be filed using this system.

INITIATING, MANAGING, OR PARTICIPATING IN A CASE

This is a simplified process for initiating a case before either the ZC or the BZA, managing your existing case, or participating in an existing case that you did not file.

For the initial implementation of IZIS, certain case types that come before the ZC or the BZA must be filed electronically. Therefore, you will be prompted to log into the secure section of IZIS in order to proceed. Other types of relief, which eventually will be handled electronically, must be sought by visiting the Office of Zoning (DCOZ) in person. For those cases, you will find an expandable list of relevant forms with associated explanations in the links below.

[Initiating / Managing a Zoning Commission \(ZC\) Case](#)

[Initiating / Managing a Board of Zoning Adjustment \(BZA\) Case](#)

[Participating in an Existing \(ZC or BZA\) Case](#)

LOGIN

If you already have an account please log in below or click on "Create an IZIS account" below to register.

E-Mail:

Password:

[Click here to reset your password.](#)

[Create an IZIS account](#)

* These documents are presented in Portable Document Format (PDF). A PDF reader is required for viewing. In order to save the form along with the content you typed in, you need to have the full version of Adobe PDF. [Download a PDF Reader](#) or [Learn More About PDFs](#)



Se connecter à IZIS

Si vous avez déjà enregistré votre adresse email et votre mot de passe, connectez-vous à IZIS.

IZIS The Interactive Zoning Information System

WELCOME TO THE INTERACTIVE ZONING INFORMATION SYSTEM

The Interactive Zoning Information System (IZIS) is a web-based system that allows online case filing, processing, and management of Zoning Commission (ZC) and Board of Zoning Adjustment (BZA) cases. This is the initial implementation of IZIS, so not all case types can be filed using this online system. Please follow the links below to find out which case types can be filed using this system.

INITIATING, MANAGING, OR PARTICIPATING IN A CASE

This is a simplified process for initiating a case before either the ZC or the BZA, managing your existing case, or participating in an existing case that you did not file.

For the initial implementation of IZIS, certain case types that come before the ZC or the BZA must be filed electronically. Therefore, you will be prompted to log into the secure section of IZIS in order to proceed. Other types of relief, which eventually will be handled electronically, must be sought by visiting the Office of Zoning (DCOZ) in person. For those cases, you will find an expandable list of relevant forms with associated explanations in the links below.

LOGIN

If you already have an account please log in below or click on "Create an IZIS account" below to register.

E-Mail:

Password:

Submit

[Click here to reset your password.](#)

[Create an IZIS account](#)

IZIS Help

Initiating / Managing a Zoning Commission (ZC) Case

Initiating / Managing a Board of Zoning Adjustment (BZA) Case

Participating in an Existing (ZC or BZA) Case

* These documents are presented in Portable Document Format (PDF). A PDF reader is required for viewing. In order to save the form along with the content you typed in, you need to have the full version of Adobe PDF. [Download a PDF Reader](#) or [Learn More About PDFs](#)



Soumettre un document/commentaire pour un dossier ZRR

Lorsque vous vous connectez, vous verrez la page d'accueil. Pour soumettre une lettre au dossier ZC Case No. 08-06A, cliquez sur l'icône de **File Documents in an Existing Case (Soumettre documents pour dossier en instance)**, ou **Submit Comments in a Case (Soumettre commentaires pour un dossier)**. Choisissez **Submit Comments in a Case (Soumettre commentaires pour un dossier)** si vous ne pouvez pas créer un PDF à télécharger.

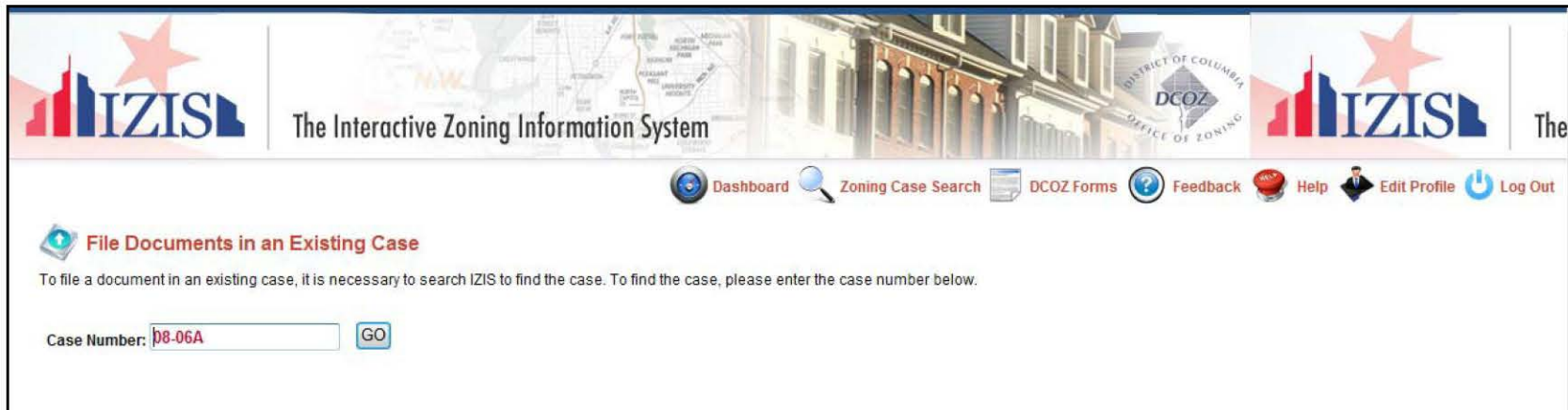


The District of Columbia Office of Zoning (DCOZ) welcomes you to IZIS, an electronic case filing / management system that allows users to file Zoning Commission (ZC) and Board of Zoning Adjustment (BZA) cases, file documents in existing cases, and access the case status.



Soumettre un document dans le dossier ZRR

Si vous choisissez lien **File Documents in an Existing Case** (**Soumettre documents pour dossier en instance**, vous serez renvoyé à une recherche de numéro de dossier.



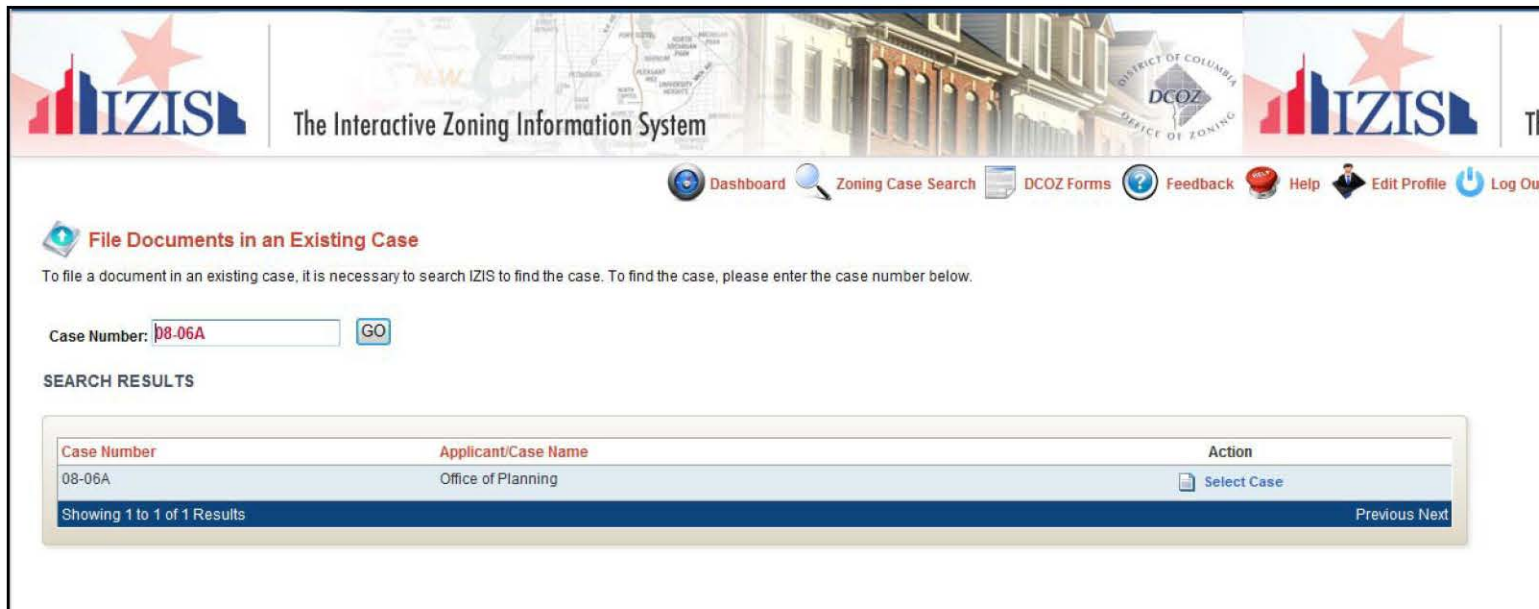
The screenshot shows the IZIS (Interactive Zoning Information System) web application. The header includes the IZIS logo and the text 'The Interactive Zoning Information System'. Below the header is a navigation menu with icons and labels for 'Dashboard', 'Zoning Case Search', 'DCOZ Forms', 'Feedback', 'Help', 'Edit Profile', and 'Log Out'. The main content area features a section titled 'File Documents in an Existing Case' with a sub-header icon. Below this, a text instruction reads: 'To file a document in an existing case, it is necessary to search IZIS to find the case. To find the case, please enter the case number below.' A text input field contains the case number '08-06A', and a 'GO' button is positioned to its right.

Tapez **08-06A** et cliquez sur **Go**.



Soumettre un document dans le dossier ZRR

La recherche vous amènera au dossier pertinent. Cliquez sur **Select Case (Sélectionner ce dossier)** à côté de 08-06A et Office of Planning.



The screenshot displays the IZIS (The Interactive Zoning Information System) web application. The header includes the IZIS logo, a map of the District of Columbia, and the DCOZ (District of Columbia Office of Zoning) logo. The navigation menu contains links for Dashboard, Zoning Case Search, DCOZ Forms, Feedback, Help, Edit Profile, and Log Out. The main content area is titled "File Documents in an Existing Case" and provides instructions on how to search for a case. A search form is present with the case number "08-06A" entered and a "GO" button. Below the search form, the "SEARCH RESULTS" section shows a single result in a table:

Case Number	Applicant/Case Name	Action
08-06A	Office of Planning	Select Case

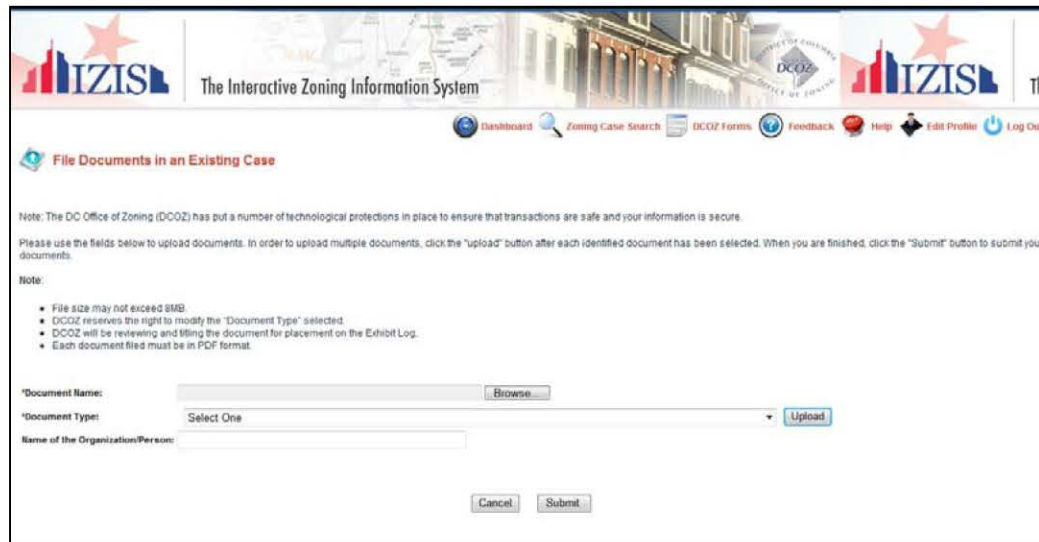
At the bottom of the search results, it indicates "Showing 1 to 1 of 1 Results" and includes "Previous Next" navigation links.



Soumettre un document dans le dossier ZRR

Vous serez amené à une page où vous pouvez télécharger votre document. Veuillez noter que :

- La taille du document ne peut pas dépasser 5 MB.
- DCOZ se réserve le droit de modifier le **Document Type (Type de document)** sélectionné.
- DCOZ examinera/donnera un titre au document et le placera sur la liste des pièces.
- Chaque document doit être soumis sous forme de PDF.



The screenshot shows the 'File Documents in an Existing Case' page of the DCOZ web application. The page header includes the IZIS logo and navigation links for Dashboard, Zoning Case Search, DCOZ Forms, Feedback, Help, Edit Profile, and Log Out. The main content area contains a note about security, instructions for uploading multiple documents, and a list of requirements: file size must not exceed 5MB, DCOZ reserves the right to modify the document type, DCOZ will review and file the document, and documents must be in PDF format. The form fields include 'Document Name' with a 'Browse...' button, 'Document Type' with a dropdown menu and an 'Upload' button, and 'Name of the Organization/Person' with a text input field. 'Cancel' and 'Submit' buttons are located at the bottom of the form.



Soumettre un document dans le dossier ZRR

Cliquez sur **Browse... (Parcourir...)** pour trouver le document que vous voulez soumettre pour ce dossier, puis sélectionnez la flèche vers le bas à côté de **Document Type (Type de document)** et choisissez le sous-titre approprié puis cliquez sur **Upload (Télécharger)**.

The screenshot shows the 'File Documents in an Existing Case' page of the IZIS system. At the top, there is a navigation bar with the IZIS logo and the text 'The Interactive Zoning Information System'. Below the navigation bar, there are several icons for 'Dashboard', 'Zoning Case Search', 'DCOZ Forms', 'Feedback', 'Help', 'Edit Profile', and 'Log Out'. The main content area contains a note about security and instructions for uploading documents. Below the instructions, there are three input fields: 'Document Name' with a 'Browse...' button, 'Document Type' with a dropdown menu, and 'Name of the Organization/Person' with a text input field. The 'Document Type' dropdown menu is open, showing a list of options including 'Select One', 'Comments on Subtitle A - Authority', 'Comments on Subtitle B - Definitions and Uses', 'Comments on Subtitle C - General Rules (incl. parking, bike parking, loading)', 'Comments on Subtitle D - Residential House (incl. ADUs and corner sites for R-3 zones)', 'Comments on Subtitle E - Residential Flat (incl. corner stores for R-4 zones)', 'Comments on Subtitle F - Apartment', 'Comments on Subtitle G - Mixed Use', 'Comments on Subtitle H - Neighborhood Mixed Use (incl. new zones created from Neighborhood Commercial Overlays)', 'Comments on Subtitle I - Uplowtown', 'Comments on Subtitle J - Production, Distribution and Repair', 'Comments on Subtitle K - Special Purpose', 'Comments on Subtitle W - Mapping', 'Comments on Subtitle X - General Processes (incl. PUDs and campus plan procedures)', 'Comments on Subtitle Y - Board of Zoning Adjustment', and 'Comments on Subtitle Z - Zoning Commissioner'. An 'Upload' button is located to the right of the dropdown menu.



Soumettre un document dans le dossier ZRR

Après avoir téléchargé le document, cliquez sur **Submit (Soumettre)**.

The screenshot shows the IZIS (Interactive Zoning Information System) web application. The header includes the IZIS logo and the text "The Interactive Zoning Information System". A navigation bar contains links for Dashboard, Zoning Case Search, DCOZ Forms, Feedback, Help, Edit Profile, and Log Out. The main content area is titled "File Documents in an Existing Case".

Note: The DC Office of Zoning (DCOZ) has put a number of technological protections in place to ensure that transactions are safe and your information is secure.

Please use the fields below to upload documents. In order to upload multiple documents, click the "upload" button after each identified document has been selected. When you are finished, click the "Submit" button to submit your documents.

Note:

- File size may not exceed 8MB.
- DCOZ reserves the right to modify the "Document Type" selected.
- DCOZ will be reviewing and titling the document for placement on the Exhibit Log.
- Each document filed must be in PDF format.

*Document Name:

*Document Type:

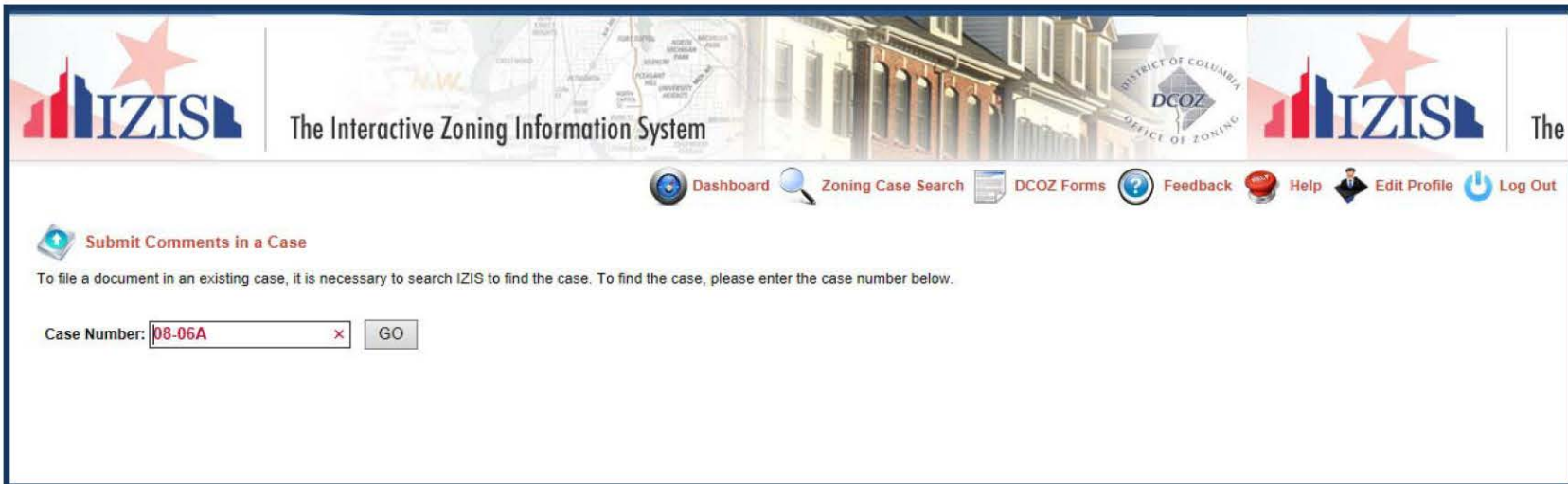
Name of the Organization/Person:

Uploaded Documents	Document Type	Action
Comments on Subtitle A Case 08-06A.pdf	Comments on Subtitle A – Authority	Remove



Soumettre un document dans le dossier ZRR

Si vous choisissez le lien **Submit Comments in a Case (Soumettre commentaires pour un dossier)**, vous serez renvoyé à une recherche de numéro de dossier.



Submit Comments in a Case

To file a document in an existing case, it is necessary to search IZIS to find the case. To find the case, please enter the case number below.

Case Number:

Tapez **08-06A** et cliquez sur **Go**.



Soumettre un document dans le dossier ZRR

La recherche vous amènera à une page où vous pouvez taper directement vos commentaires dans IZIS. Le système créera un PDF avec vos commentaires et l'ajoutera au dossier.

Note: The DC Office of Zoning (DCOZ) has put a number of technological protections in place to ensure that transactions are safe and your information is secure.

Please use the fields below to upload documents. In order to upload multiple documents, click the "upload" button after each identified document has been selected. When you are finished, click the "Submit" button to submit your documents.

Note:

- DCOZ reserves the right to modify the "Document Type" selected.
- DCOZ will be reviewing and titling the document for placement on the Exhibit Log.

Case Number: 08-06A

Enter your comments here:

Name *

B I [List Bullets] [List Numbered] [Text Color] [Text Background Color] [Link] [Unlink] [Help]



Soumettre un document/commentaire pour un dossier ZRR

Une fois le ou les document(s) ou commentaires soumis, une page de confirmation s'affichera et un accusé de réception vous sera envoyé par email.



Pour de plus amples informations



www.dcoz.dc.gov



dcoz@dc.gov



(202) 727-6311



441 4th Street, NW, Suite 200-S, WDC, 20001



Judiciary Square Metro



Trouvez-nous sur Facebook !

