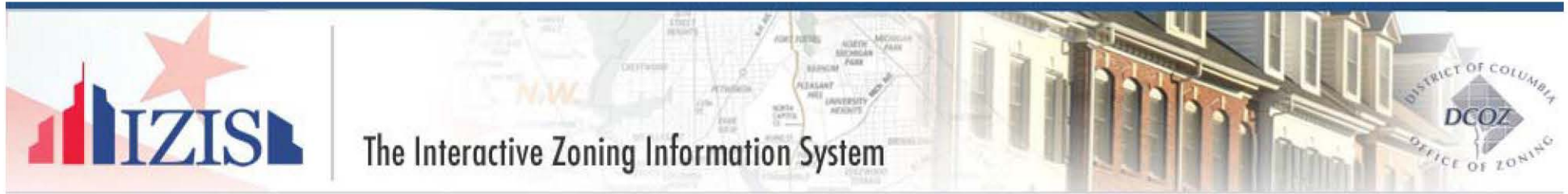

Le zonage dans le District de Columbia

Gestion de Compte IZIS



Bienvenue à IZIS !



Le **système informatique interactif de zonage (Interactive Zoning Information System, IZIS)** est un système en ligne qui permet le dépôt, le traitement et la gestion des dossiers de la Commission de zonage (*Zoning Commission, ZC*) et du Conseil d'ajustement du zonage (*Board of Zoning Adjustment, BZA*). Comme le déploiement d'IZIS commence tout juste, tous les types de dossiers ne peuvent pas être traités sur ce système en ligne.



Accéder à IZIS

Pour accéder à IZIS, allez sur la page d'accueil du site DCOZ à www.dcoz.dc.gov. Cliquez sur **File and Manage Cases Online** (Dépôt et gestion de dossiers en ligne) dans la barre latérale pour créer un compte et déposer un nouveau dossier ou pour soumettre un document dans un dossier en instance.

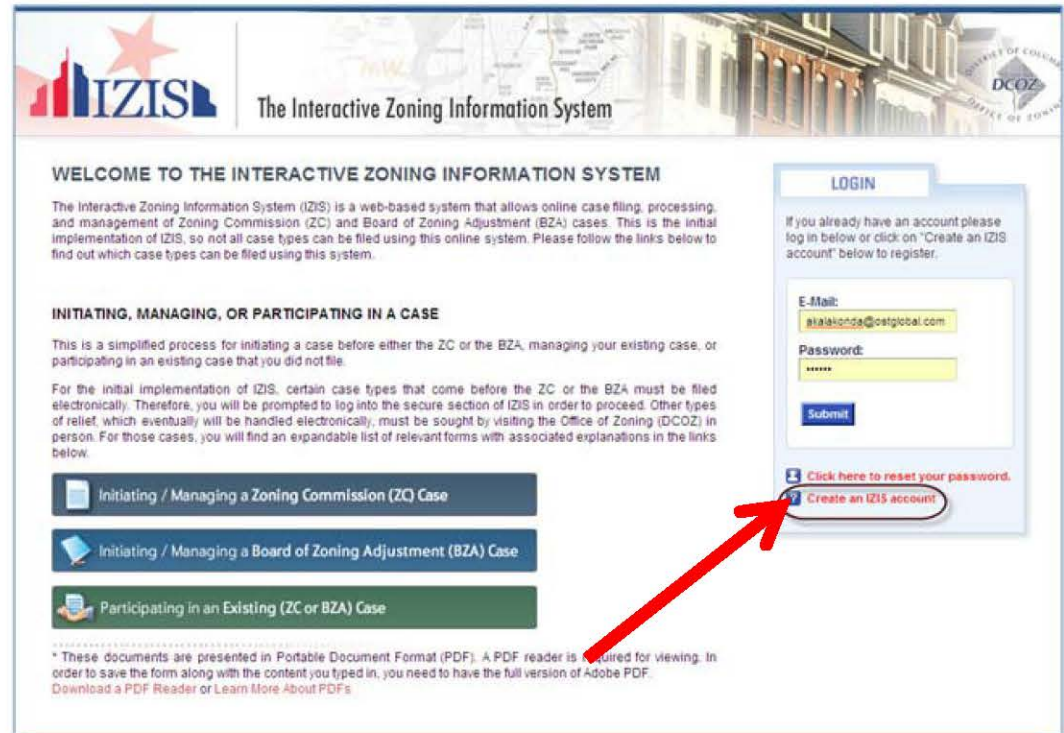
Si vous voulez des informations sur un dossier en instance, cliquez sur **Zoning Case Search** (Recherche de dossiers de zonage) dans la barre latérale.

The screenshot shows the DCOZ website homepage. At the top, there is a navigation bar with links for '311 Online', 'District Residents', 'Businesses', 'Visitors', 'Online Services', and 'Agency Directory'. Below this is the 'DC .gov' logo and a search bar labeled 'Search DCOZ Site'. The main header reads 'Office of Zoning' and includes a secondary navigation bar with 'DCOZ Home', 'Online Services', 'ZC', 'BZA', 'ZRR', 'Resources', 'Search', and 'About DCOZ'. The main content area features a large banner for 'ZRR' (Zoning Regulations Review) with the text 'How do I submit my testimony for the Zoning Regulations Review Case No. 08-06A?' and a 'SUBMIT' button. To the right of the banner is a 'Zoning Regulations Review' sidebar with a 'Learn More' button and a pagination control showing '1 2 3 4 5'. Below the banner is a 'Featured Services' section with six icons: 'File and Manage Cases Online' (with a red arrow pointing to it), 'Live Webcast', 'Zoning Regulations', 'Case Records', 'Search Orders', and 'Zoning Map'. A 'Featured Content' section at the bottom includes a 'ZRR View proposed text' link, a 'Zoning in the District of Columbia' video player, and another 'Zoning in the District of Columbia' video player. A green arrow points to the 'Zoning Case Search' link in the left sidebar.



Créer un compte

Pour créer un compte, utilisez le lien **Create an IZIS account (Créer un compte IZIS)** sur la droite de la page d'accueil d'IZIS, vous serez alors dirigé vers la page d'enregistrement.



The screenshot shows the IZIS website interface. At the top, there is a header with the IZIS logo and the text 'The Interactive Zoning Information System'. Below the header, there is a 'WELCOME TO THE INTERACTIVE ZONING INFORMATION SYSTEM' section. To the right, there is a 'LOGIN' section with a form for E-Mail and Password, and a 'Submit' button. Below the login form, there are two links: 'Click here to reset your password.' and 'Create an IZIS account'. A red arrow points to the 'Create an IZIS account' link. Below the login section, there are three buttons for 'Initiating / Managing a Zoning Commission (ZC) Case', 'Initiating / Managing a Board of Zoning Adjustment (BZA) Case', and 'Participating in an Existing (ZC or BZA) Case'. At the bottom, there is a footer with a disclaimer about PDF files.



Créer un compte

Sur la page d'enregistrement, tous les champs portant un astérisque (*) sont obligatoires. Après avoir entré les informations requises, cliquez sur le bouton Submit (Soumettre) en bas de la page pour créer un compte. IZIS vous signalera si des informations manquent et surlignera les champs correspondants en jaune.

REGISTER

You must enter a value in the following fields:

- Password
- Re-type Password

Please fill in the form below to create an account.
All fields marked with an asterisk (*) are mandatory.

*E-Mail Address: email@dcoz.dc.gov	*State: District of Columbia
*First Name: Joe	*Zip Code: 20001
*Last Name: Smith	*Phone Number: 2024677623
Business Name: DCOZ	*Password - At least 6 characters Password is Required!
*Address: 200 S HW	*Re-type password: Re-type Password is Required!
*City: Washington	

[Reset](#) [Submit](#)

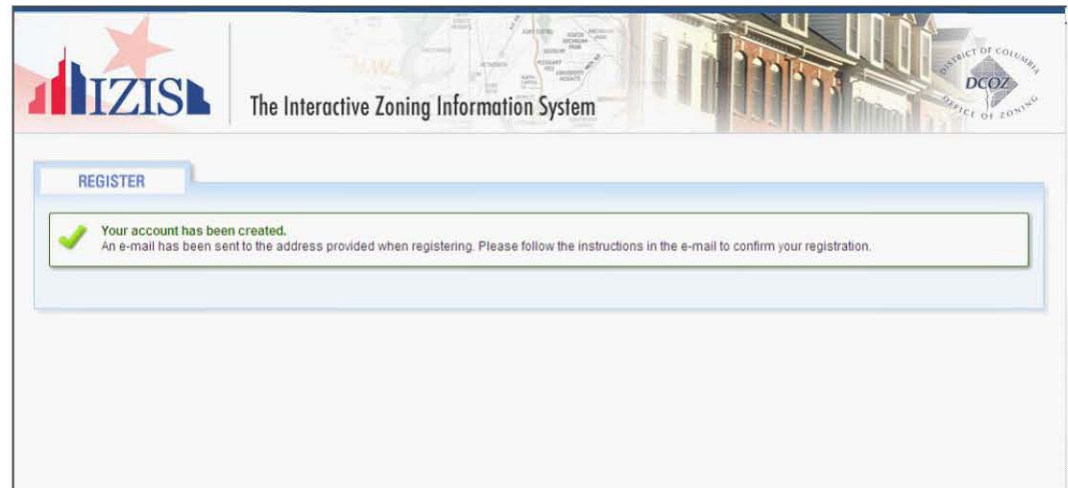
[If you already have an account, click here to log in.](#)

[Return to Home Page](#)



Créer un compte

Après avoir corrigé les erreurs, cliquez sur le bouton Submit (Soumettre) pour obtenir la page de confirmation que vous voyez ici. Cela veut dire que le compte a été créé. Vous recevrez un email de confirmation vous invitant à continuer d'utiliser votre nouveau compte.



Créer un compte

Cliquez sur l'URL figurant dans l'email de confirmation pour confirmer votre nouveau compte. Si vous n'accédez pas directement à la page en cliquant sur l'URL, copiez-collez-la dans votre navigateur et appuyez sur Enter (Entrer) ou GO.

To: Joe Smith
Subject: DCOZ IZIS Account Activation

Thank you for completing the Interactive Zoning Information System (IZIS) registration.

Click on the link below to activate your account.

<http://app.dcoz.dc.gov/Login.aspx?ID=50&D=634568794277860257&H=wUZbZ8cndsVsFLihwfRjmlH5juw%3d>

Your Username and Password are as follows:

Username: email@dcoz.dc.gov
Password:

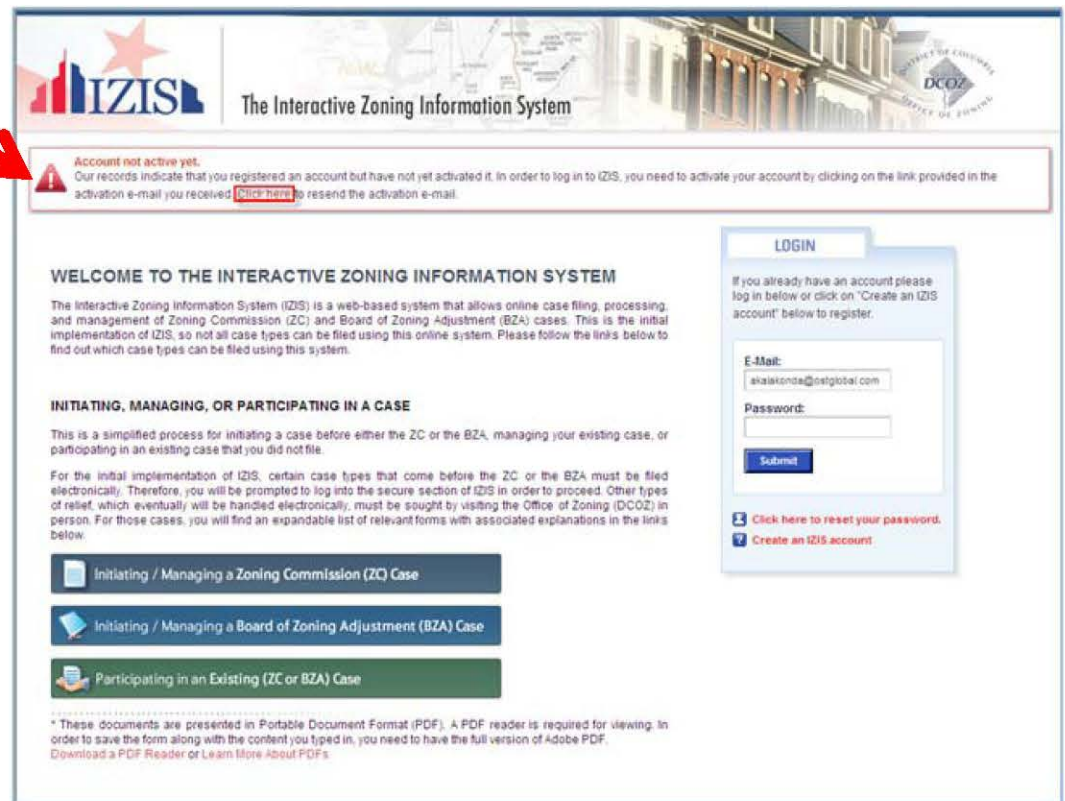
This is an automatically generated e-mail. Do not reply to this e-mail. Please contact DCOZ at (202) 727-6311 if you require any assistance.

Thank you.



Créer un compte

Si vous essayez d'accéder au site sans activer votre compte, le message en haut de l'écran s'affichera. Vous ne pourrez pas vous connecter à IZIS sans avoir activé votre compte. Si vous avez supprimé l'email de confirmation qui vous a été envoyé, cliquez sur le lien Click Here (Cliquez ici) ci-après pour vous faire réenvoyer l'email. Retournez à votre boîte email pour activer votre compte IZIS.



The screenshot shows the IZIS (Interactive Zoning Information System) website. At the top, there is a navigation bar with the IZIS logo and the text "The Interactive Zoning Information System". Below the navigation bar, a red warning message states: "Account not active yet. Our records indicate that you registered an account but have not yet activated it. In order to log in to IZIS, you need to activate your account by clicking on the link provided in the activation e-mail you received. [Click here](#) to resend the activation e-mail." A red arrow points from the text on the left to the "Click here" link in the message. Below the message, there is a "WELCOME TO THE INTERACTIVE ZONING INFORMATION SYSTEM" section with introductory text. To the right, there is a "LOGIN" section with fields for "E-Mail" (containing "akalaxnse@outglobal.com") and "Password", and a "Submit" button. Below the login form, there are two links: "Click here to reset your password." and "Create an IZIS account". At the bottom, there are three buttons for "Initiating / Managing a Zoning Commission (ZC) Case", "Initiating / Managing a Board of Zoning Adjustment (BZA) Case", and "Participating in an Existing (ZC or BZA) Case".



Créer un compte

Une fois votre compte IZIS activé, vous verrez l'écran ci-après confirmant que votre compte a été activé. Vous êtes maintenant prêt à utiliser IZIS.

IZIS The Interactive Zoning Information System

Your account has been activated.
You may now log in to your account using the Username and Password you created during registration.

WELCOME TO THE INTERACTIVE ZONING INFORMATION SYSTEM

The Interactive Zoning Information System (IZIS) is a web-based system that allows online case filing, processing, and management of Zoning Commission (ZC) and Board of Zoning Adjustment (BZA) cases. This is the initial implementation of IZIS, so not all case types can be filed using this online system. Please follow the links below to find out which case types can be filed using this system.

INITIATING, MANAGING, OR PARTICIPATING IN A CASE

This is a simplified process for initiating a case before either the ZC or the BZA, managing your existing case, or participating in an existing case that you did not file.

For the initial implementation of IZIS, certain case types that come before the ZC or the BZA must be filed electronically. Therefore, you will be prompted to log into the secure section of IZIS in order to proceed. Other types of relief, which eventually will be handled electronically, must be sought by visiting the Office of Zoning (DCOZ) in person. For those cases, you will find an expandable list of relevant forms with associated explanations in the links below.

- Initiating / Managing a Zoning Commission (ZC) Case
- Initiating / Managing a Board of Zoning Adjustment (BZA) Case
- Participating in an Existing (ZC or BZA) Case

LOGIN

If you already have an account please log in below or click on "Create an IZIS account" below to register.

E-Mail:

Password:

Submit

[Click here to reset your password.](#)

[Create an IZIS account.](#)

* These documents are presented in Portable Document Format (PDF). A PDF reader is required for viewing. In order to save the form along with the content you typed in, you need to have the full version of Adobe PDF. [Download a PDF Reader or Learn More About PDFs](#)



Créer un compte

Utilisez l'adresse e-mail et le mot de passe que vous avez créé pour vous connecter à IZIS. Voici la page d'accueil qui s'affichera quand vous vous connectez à IZIS:



Modifier votre profil

Pour modifier votre profil, cliquez sur l'icône Edit Profile (Modifier profil) sur la page d'accueil.



Modifier votre profil

Dans votre profil, vous pouvez changer votre mot de passe et mettre à jour les autres informations de profil, sauf l'adresse email qui contrôle le compte.

IZIS The Interactive Zoning Information System

Dashboard Zoning Case Search DCOZ Forms Feedback Help Edit Profile Log Out

EDIT PROFILE

Please update the form below to edit your account information.
All fields marked with an asterisk (*) are mandatory.

*E-Mail Address: <input type="text"/>	*State: District of Columbia
*First Name: Aymash	*Zip Code: 20036
*Last Name: Kalatzinda	*Phone Number: 2024877623
Business Name: OST	*Password - At least 6 characters <input type="password"/>
*Address: 2001 M ST NW	*Re-type password: <input type="password"/>
*City: Washington	



Réinitialiser votre mot de passe

Si vous devez réinitialiser votre mot de passe lorsque vous essayez de vous connecter à IZIS, cliquez sur lien [Click here to reset your password](#) (Cliquez ici pour réinitialiser votre mot de passe) dans le panneau de connexion ci-dessous.

IZIS The Interactive Zoning Information System

WELCOME TO THE INTERACTIVE ZONING INFORMATION SYSTEM

The Interactive Zoning Information System (IZIS) is a web-based system that allows online case filing, processing, and management of Zoning Commission (ZC) and Board of Zoning Adjustment (BZA) cases. This is the initial implementation of IZIS, so not all case types can be filed using this online system. Please follow the links below to find out which case types can be filed using this system.

INITIATING, MANAGING, OR PARTICIPATING IN A CASE

This is a simplified process for initiating a case before either the ZC or the BZA, managing your existing case, or participating in an existing case that you did not file.

For the initial implementation of IZIS, certain case types that come before the ZC or the BZA must be filed electronically. Therefore, you will be prompted to log into the secure section of IZIS in order to proceed. Other types of relief, which eventually will be handled electronically, must be sought by visiting the Office of Zoning (DCOZ) in person. For those cases, you will find an expandable list of relevant forms with associated explanations in the links below.

[Initiating / Managing a Zoning Commission \(ZC\) Case](#)

[Initiating / Managing a Board of Zoning Adjustment \(BZA\) Case](#)

[Participating in an Existing \(ZC or BZA\) Case](#)

* These documents are presented in Portable Document Format (PDF). A PDF reader is required for viewing. In order to save the form along with the content you typed in, you need to have the full version of Adobe PDF. [Download a PDF Reader](#) or [Learn More About PDFs](#)

LOGIN

If you already have an account please log in below or click on "Create an IZIS account" below to register.

E-Mail:

Password:

[Submit](#)

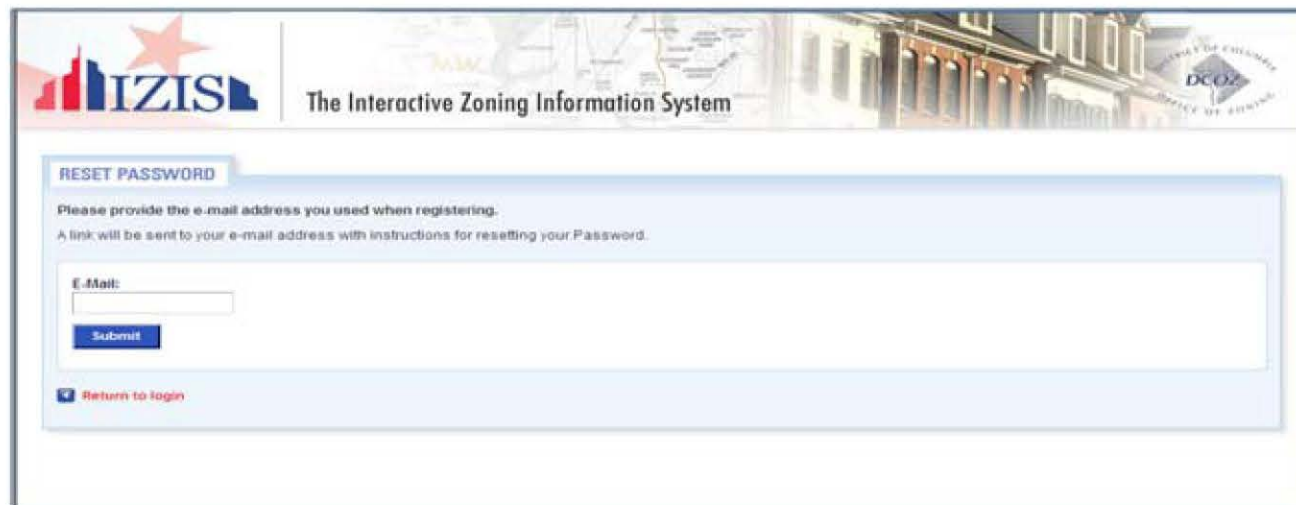
[Click here to reset your password.](#)

[Create an IZIS account](#)



Réinitialiser votre mot de passe

Après avoir cliqué sur le lien, vous serez invité à entrer l'adresse e-mail que vous avez utilisée pour créer votre compte IZIS.

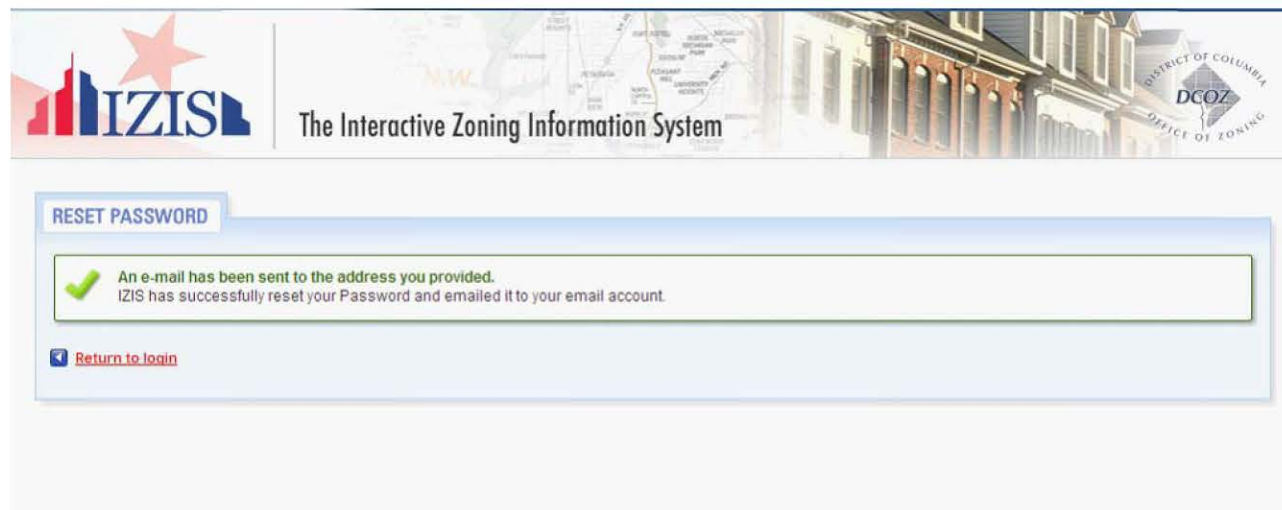


The screenshot shows the 'RESET PASSWORD' form on the IZIS website. The header includes the IZIS logo (a star over a bar chart) and the text 'The Interactive Zoning Information System'. To the right, there is a map and the DCOZ logo (a diamond shape with 'DCOZ' and 'COUNTY OF DENVER'). The form itself has a blue border and contains the following text: 'RESET PASSWORD', 'Please provide the e-mail address you used when registering.', and 'A link will be sent to your e-mail address with instructions for resetting your Password.' Below this is an 'E-Mail:' label, a text input field, a blue 'Submit' button, and a red link that says 'Return to login' with a left-pointing arrow.



Réinitialiser votre mot de passe

Après avoir entré l'adresse e-mail et cliqué sur Submit (Soumettre), vous verrez la page de confirmation ci-dessous et un email vous sera envoyé avec votre nouveau mot de passe.



Réinitialiser votre mot de passe

Vous pourrez alors vous connecter à IZIS avec votre adresse email et le nouveau mot de passe.

From: system@dcoz.dc.gov [mailto:system@dcoz.dc.gov]
Sent: Tuesday, November 22, 2011 8:49 AM
To: Kalakonda, Avinash
Subject: DCOZ IZIS Password Reset

Dear Joe Smith,

Per your request IZIS has reset your password. Your newly assigned password is as follows:

b9Djt1NL

Click the following link if you would like to access the IZIS now:

<http://apptest.dcoz.dc.gov/Login.aspx>

This is an automatically generated e-mail. Do not reply to this e-mail. Please contact DCOZ at (202) 727-6311 if you require any assistance.

Thank you.



Pour de plus amples informations



www.dcoz.dc.gov



dcoz@dc.gov



(202) 727-6311



441 4th Street, NW, Suite 200-S, WDC, 20001



Judiciary Square Metro



Trouvez-nous sur Facebook !

